

Reveal[®] 3-D for Sesame

DOWNLOAD AND READ KIT INSTRUCTIONS COMPLETELY BEFORE PERFORMING TEST.



Materials Provided:


- 10 Reveal[®] 3-D for Sesame test devices
- 10 sample tubes and caps
- 10 sachets of Type 10 extraction buffer
- 10 sterile swabs

Product Number: 8535

- Rinse: 5–10 ppm
- Swab: 5 µg/100 cm²
- Testing time: 5 minutes

Call 800.234.5333 to order or visit Neogen.com

Rinse Sampling



1 Open Type 10 extraction buffer sachet and add to a sample tube.




2 Add 1 mL of the sample to the sample tube.



3 Secure cap and shake for 1 minute. Proceed to rinse/swab testing step 1.

Swab Sampling



1 Open Type 10 extraction buffer sachet and add to a sample tube.



2 Gather the sample. For dry surfaces, moisten with swab wetting solution. Do not premoisten for wet surfaces.




3 Return the swab to the extraction buffer and break off into the tube.



4 Secure cap and shake for 1 minute. Proceed to swab/rinse testing step 1.

Swab/Rinse Testing



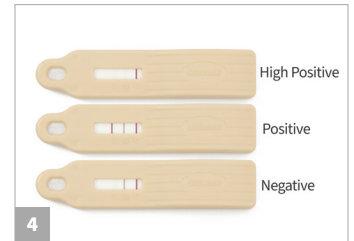
1 Remove the lid and fill with liquid from the tube.



2 Dip the Reveal 3-D device into the liquid within the lid, ensuring the liquid saturates the cavity.



3 When the liquid is seen running up the test window, place the device on a flat surface. Allow the test to develop for 5 minutes.



4 Interpret the results.

